



A true workwear sweatshirt that combines hard wearing material with a host of design features that reflect the needs of the more physically demanding workplace.

- Double layered shoulder panels
- Panelled construction for better fit and flexibility
- Drop tail and compact 1x1 ribbed hem for perfect bottom fit and protection against wind and chill
- 1x1 rib trim with elastane on neck and cuffs
- Back neck tape
- SpotShield™ stain resistant coating
- Locker patch for internal identification
- Elasticated pen holder on top sleeve


MATERIAL:

80% Combed Ring Spun Cotton; 20% Polyester


WEIGHT:

300g/m²


PACKING:

Pack 3; Carton 24


LAUNDRY CARE:

Suitable for 60°C wash and tumble dry

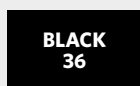

ORIGIN:

Pakistan

		XS	S	M	L	XL	2XL	3XL	4XL
Your body measurement									
To fit chest	cm	87/92	92/97	97/102	102/107	107/112	112/117	117/122	122/127
	Ins	34/36	36/38	38/40	40/42	42/44	44/46	46/48	48/50
Garment dimensions									
Chest Size: cm		102	108	114	120	126	132	138	144
Body Length: cm		66	68.5	71	73.5	76	78.5	81	83.5
Back Length: cm		71.5	74	76.5	79	81.5	84	86.5	89

DECORATOR NOTES

Designed for more demanding work environments, it is the right choice when reliability is a key requirement.


COLOURS


PANTONE®
FABRIC: 19-4005 TPX
PAPER: BLACK C
C:100 M:50 Y:50 K:100




PANTONE®
FABRIC: 19-5513 TPX
PAPER: 5477 C
C:100 M:50 Y:80 K:45



PANTONE®
FABRIC: 17-1464 TPX
PAPER: 1665 C
C:0 M:77 Y:100 K:0



PANTONE®
FABRIC: 18-3949 TPX
PAPER: 2726 C
C:100 M:70 Y:0 K:5



PANTONE®
FABRIC: 19-1764 TPX
PAPER: 1945 C
C:0 M:100 Y:80 K:25



PANTONE®
FABRIC: 19-4010 TPX
PAPER: 532 C
C:100 M:85 Y:35 K:55



PANTONE®
FABRIC: 14-4002 (MARLED)
PAPER: COOLGREY 3 C
C:5 M:0 Y:0 K:40



Ein echtes Premium-Sweatshirt, bei dem wir robustes Material mit cleveren Design-Ideen kombiniert haben. Ein stilsicheres Erscheinungsbild das auch anspruchsvollen Anforderungen gewachsen ist.

- Doppelschichtige Schulterpasse
- Verlängertes Rückenteil und kompakter Saum am Bund schützen optimal vor Wind und Kälte!
- 1x1 Rippbündchen an den Ärmeln
- Kragenstand für Stabilität und perfekten Sitz
- Fleckenabweisende SpotShield™-Beschichtung
- Kunststoffüberzogene Metallknöpfe, Ersatzknopf in der Seitennaht
- Doppelschichtiger Sattel zur Personalisierung
- Elastischer Stifthalter oben am Ärmel


MATERIAL:

80% gekämmte ringgesponnene Baumwolle; 20% Polyester


GEWICHT:

300g/m²


VERPACKUNG:

Pack 3; Karton 24


WASCHANLEITUNG:

Geeignet für 60° Wäsche und Wäschetrockner


HERKUNFT:

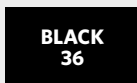
Kambodscha

		XS	S	M	L	XL	2XL	3XL	4XL
Ihre Körper Maße									
Brustumfang	cm	87/92	92/97	97/102	102/107	107/112	112/117	117/122	122/127
	Ins	34/36	36/38	38/40	40/42	42/44	44/46	46/48	48/50

Kleidergrößen									
Brustumfang: cm		102	108	114	120	126	132	138	144
Körperlänge: cm		66	68.5	71	73.5	76	78.5	81	83.5
Rückenlänge: cm		71.5	74	76.5	79	81.5	84	86.5	89

HINWEISE ZUR VEREDLUNG

Für hohe Ansprüche entwickelt. Die ideale Wahl, wenn Zuverlässigkeit entscheidend ist.


FARBEN


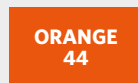
**BLACK
36**

PANTONE®
FABRIC: 19-4005 TPX
PAPER: BLACK C
C:100 M:50 Y:50 K:100



**BOTTLE
GREEN
38**

PANTONE®
FABRIC: 19-5513 TPX
PAPER: 5477 C
C:100 M:50 Y:80 K:45



**ORANGE
44**

PANTONE®
FABRIC: 17-1464 TPX
PAPER: 1665 C
C:0 M:77 Y:100 K:0



**BRIGHT
ROYAL
BH**

PANTONE®
FABRIC: 18-3949 TPX
PAPER: 2726 C
C:100 M:70 Y:0 K:5



**CLASSIC
RED
CR**

PANTONE®
FABRIC: 19-1764 TPX
PAPER: 1945 C
C:0 M:100 Y:80 K:25



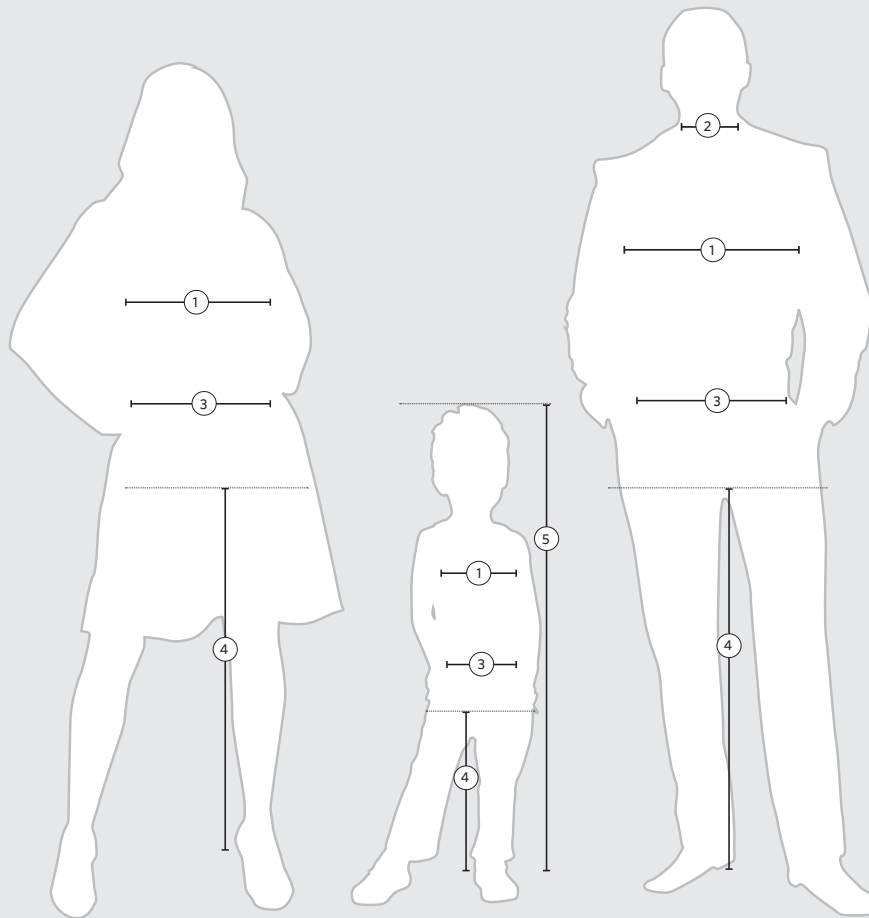
**FRENCH
NAVY
FN**

PANTONE®
FABRIC: 19-4010 TPX
PAPER: 532 C
C:100 M:85 Y:35 K:55



**LIGHT
OXFORD
LX**

PANTONE®
FABRIC: 14-4002 (MARLED)
PAPER: COOLGREY 3 C
C:5 M:0 Y:0 K:40



All of our measurements are based on actual "To Fit" body sizes and not the size of the actual garment itself e.g. a polo shirt with a chest to fit size of 92-97cms / 36-38" will fit someone with similar chest measurements; trousers with a waist to fit of 50 Europe / 34" will fit someone with similar waist measurements etc.

To help you select the most appropriate size of garment(s) please refer to our measuring tips below.

Chest

Men: measure around the fullest part of the chest, 2.5cms below the underarm area ①

Women: measure around the fullest part of the bust ①

Children: measure under the arms around the fullest part of the chest ①

Collar

Men: measure around the base of the neck ②

Waist

All: measure around the natural waist, ensuring the measuring tape is kept taut ③

Leg Length

All: measure from the top of the inside leg at the crotch down to where trousers are normally worn with shoes ④

Height

Children: standing still, with feet together and flat on the floor, measure from the top of the head to the ground ⑤



Size Guide

All Products (excl. Shirts, Trousers, Shorts & Sweatpants)

Ladies'	XXS	XS	S	M	L	XL	2XL	3XL	4XL	5XL	6XL
Chest to fit (CM)	72-77	77-82	82-87	87-92	92-97	97-102	102-107	107-112	112-117	117-122	122-127
Chest to fit (INS)	28-30	30-32	32-34	34-36	36-38	38-40	40-42	42-44	44-46	46-48	48-50

Dress Size

UK	6	8	10	12	14	16	18	20	22	24	26
France	34	36	38	40	42	44	46	48	50	52	54
Italy	38	40	42	44	46	48	50	52	54	56	58
Germany/Europe	32	34	36	38	40	42	44	46	48	50	52

Men's	XXS	XS	S	M	L	XL	2XL	3XL	4XL	5XL	6XL
Chest to fit (CM)	82-87	87-92	92-97	97-102	102-107	107-112	112-117	117-122	122-127	127-132	132-137
Chest to fit (INS)	32-34	34-36	36-38	38-40	40-42	42-44	44-46	46-48	48-50	50-52	52-54

Shirts

Ladies'	XXS	XS	S	M	L	XL	2XL	3XL	4XL	5XL	6XL
Chest to fit (CM)	72-77	77-82	82-87	87-92	92-97	97-104	104-112	112-120	120-130	130-137	137-144
Chest to fit (INS)	28-30	30-32	32-34	34-36	36-38	38-41	41-44	44-47	47-51	51-54	54-57

Dress Size

UK	6	8	10	12	14	16	18	20	22	24	26
France	34	36	38	40	42	44	46	48	50	52	54
Italy	38	40	42	44	46	48	50	52	54	56	58
Germany/Europe	32	34	36	38	40	42	44	46	48	50	52

Men's	S	M	L	XL	2XL	3XL	4XL	5XL	6XL
Collar to fit (CM)	37-38	39-40	41-42	43-44	45-46	47-48	49-50	51-52	53-54
Dual Collar Sizes (INS)	14.5/15	15.5	16/16.5	17/17.5	18	18.5/19	19.5	20	21
Individual Collar Sizes (INS)	14.5 15	15.5	16 16.5	17 17.5	18	18.5 19	19.5	20	21
Chest to fit (CM)	92-97	97-102	102-107	107-112	112-117	117-122	122-127	127-132	132-137
Chest to fit (INS)	36-38	38-40	40-42	42-44	44-46	46-48	48-50	50-52	52-54

Trousers & Shorts

UK (INS)	28	30	32	34	36	38	40	42	44	46	48
EUROPE	44	46	48	50	52	54	56	58	60	62	64

	Short	Regular	Long
Leg Length (CM)	76	81	86
Leg Length (INS)	30	32	34

Sweatpants

	S	M	L	XL
UK (INS)	30	32	34	36
Europe	46	48	50	52

Blazers

Girls'															
Chest to fit (CM)	68	71	73	76	79	81	84	86	89	91	96	101	106	112	117
Chest to fit (INS)	27	28	29	30	31	32	33	34	35	36	38	40	42	44	46

Boys'																
Chest to fit (CM)	71	73	76	79	81	84	86	89	91	94	96	101	106	112	117	122
Chest to fit (INS)	28	29	30	31	32	33	34	35	36	37	38	40	42	44	46	48

All Children's Products (excl. Sweatpants)

	XS	S	M	L	XL	2XL	3XL	4XL
Age (Years)	1-2	3-4	5-6	7-8	9-10	11-12	13-14	15-16
Height (CM)	90	104	116	128	140	152	164	176
Chest to fit (CM)	51-56	56-63	63-71	71-76	76-81	81-86	86-91	91-96
Chest to fit (INS)	20-22	22-25	25-28	28-30	30-32	32-34	34-36	36-38

Sweatpants (Children)

	S	M	L	XL	2XL
Age (Years)	3-4	5-6	7-8	9-10	11-12
Height (CM)	104	116	128	140	152
Waist to fit (CM)	53	55	58	61	66
Waist to fit (INS)	21	22	23	24	26